

# KELL HIGH SCHOOL

## Senior Ads

### Order and Materials due November 1st !

#### Design your own custom ad online and pay electronically

### at [www.yearbookordercenter.com](http://www.yearbookordercenter.com)

### OR

### You can use this form

Express friendship, love or congratulations to the special student in your life with a personal ad in the yearbook. Select the desired size and personalize the ad with your own message and photo(s). Instructions for submitting ad materials and payment are provided below.

Student's name: \_\_\_\_\_ Homeroom: \_\_\_\_\_

Name of person placing ad: \_\_\_\_\_

Phone: \_\_\_\_\_ email: \_\_\_\_\_

#### Ad Information

Check the box by the ad you would like to purchase:

Full Page - Color	\$325	<input type="checkbox"/>
1/2 Page - Color	\$220	<input type="checkbox"/>
1/4 Page - Color	\$150	<input type="checkbox"/>
1/8 Page - Color	\$85	<input type="checkbox"/>

#### Enclosures:

I will pay the school and submit a CD of pictures

I will submit message electronically via disk

Hard copy of message provided

Template Choice: \_\_\_\_\_ (see back of this form - only needed if ordering through school)



MESSAGE: \_\_\_\_\_

\_\_\_\_\_

\_\_\_\_\_

\_\_\_\_\_

\_\_\_\_\_

\_\_\_\_\_

\_\_\_\_\_

IF YOU PLAN TO SUBMIT MATERIALS  
AND PAYMENT TO THE SCHOOL,  
USE THE FORM TO THE LEFT AND  
FOLLOW THESE INSTRUCTIONS:

- MESSAGE must be submitted on CD or hard copy EXACTLY as you want it to appear on the ad. (Yearbook staff reserves the right to edit the layout and material if needed.)

- PHOTOS must be submitted in digital format either on CD ;If you use hard copy photos, please label all photos with the senior's name. It is best to put a sticker note or label on the back instead of writing on the pictures, as the ink may smear on other photos. Please do not send in irreplaceable photos as they may not be returned.

- Contact Kim Bundschu, yearbook adviser @ Kimberly.Bundschu@cobbk12.org with questions.

-Make checks payable to:  
**Kell High School**

If paying at school, please submit this form and all  
related items in an  
envelope to Kim Bundschu by 11/1/2013.

# Instructions for Ad Submission

\*Ad size may vary based on the size of book. All dimensions are approximate. Refer to the number below each design to identify which layout you wish to use

## Layout

- Select the ad size you wish to purchase; then, using the sample layouts below, choose the design number within that size that you would like used for your student's ad in the yearbook.
- Changes may be made to these designs with prior approval of the yearbook adviser and/or editor.

## Photos


- Each ad contains a number of photos; supply enough pictures to fill the photo blocks in the ad you choose. If you include extra pictures, our staff will decide which one(s) to exclude without notifying you.
- Our staff will decide which pictures fit best into the blocks of your layout.

## Text

- The words you want to include in your ad are called "copy." Please type your copy and attach it to the order form, or include it on your CD or email to yearbook adviser.
- We will choose a font/typeface for the copy when we design your ad. We will attempt to correct grammar, punctuation and spelling errors unless otherwise instructed.
- Take into account the size of your ad when writing your message to your student. A large quantity of text in any ad will end up being set in small type which may not be easy to read.

## Full Page Ads


- Approximate dimensions: 8 1/2" wide x 11" high



F-1



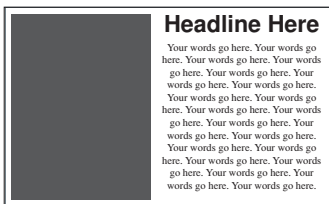
F-2



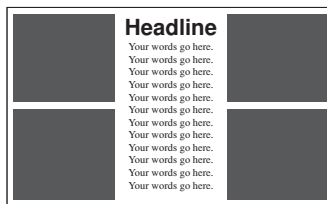
F-3

## Half Page Ads

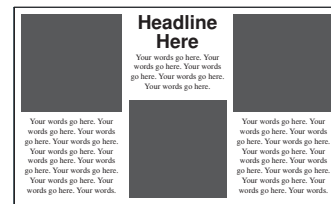
- Approximate dimensions: 8 1/2" wide x 5" high



H-1




H-2



H-3

## Quarter Page Ads

- Approximate dimensions: 4" wide x 5" high



Q-1

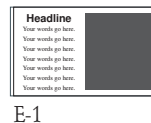


Q-2


Q-3

## Eighth Page Ads

- Approximate dimensions: 4" wide x 2 1/2" high



E-1



E-2



E-3